
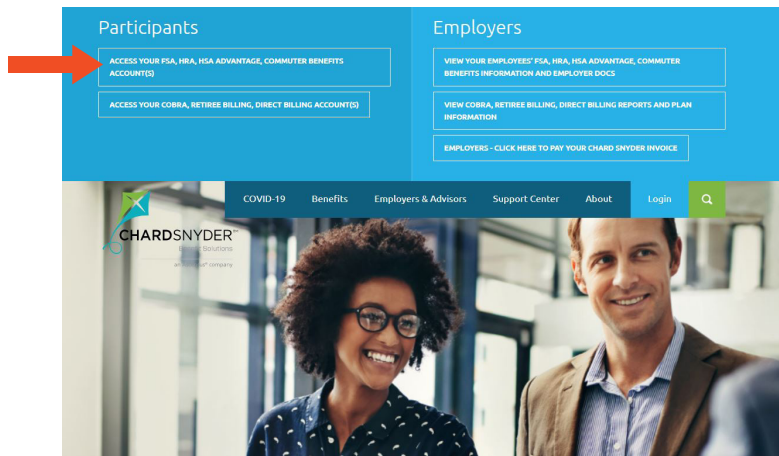


Chard Snyder Online Account Access



How to Access Your Online Account

Manage your Chard Snyder benefit account online 24/7. Use your online account to check your balance, file a claim, and perform other transactions quickly and easily. To get started, go to www.chard-snyder.com and click on the blue Login button in the upper right corner of the page. The page will slide down to reveal the login options. Select 'ACCESS YOUR FSA, HRA, HSA ADVANTAGE, COMMUTER BENEFITS ACCOUNT(S)' from the Participants section on the left.



Under New User, select *Get Started*.

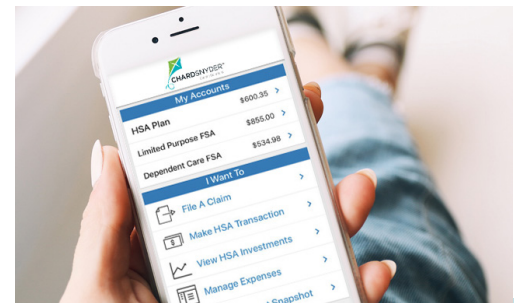
Complete the next four steps. Select *Next* in the bottom right to advance.

1. Enter user identification details.
2. Select security questions and provide the answers.
3. Create a username and password.
4. Select *Submit* to complete registration.

Please note: If you have previously logged in, enter your username and password to access your account. If you don't remember your username and password, use the 'Forgot Username?' or 'Forgot Password?' links.

Your Online Account

Once you have successfully entered the system, you will be on your account Home Page. Click on any of the menu options to find important information regarding your benefit plan(s).



The Chard Snyder Mobile App



Manage your
benefit plan
on the go,
anywhere,
anytime

Features

- View account balances and transaction details
- Enable Face ID or Touch ID for easy, secure access
- Submit FSA claims with receipt images using your phone's camera
- Manage HSA investments to update or transfer your portfolio (*Options become available when minimum HSA cash balance set by your employer is reached*)
- Catalog past and current receipts using your phone's camera
- Scan any product for eligibility using your phone's camera (*Plan restrictions may apply*)

Download from the App Store or
Google Play



www.chard-snyder.com